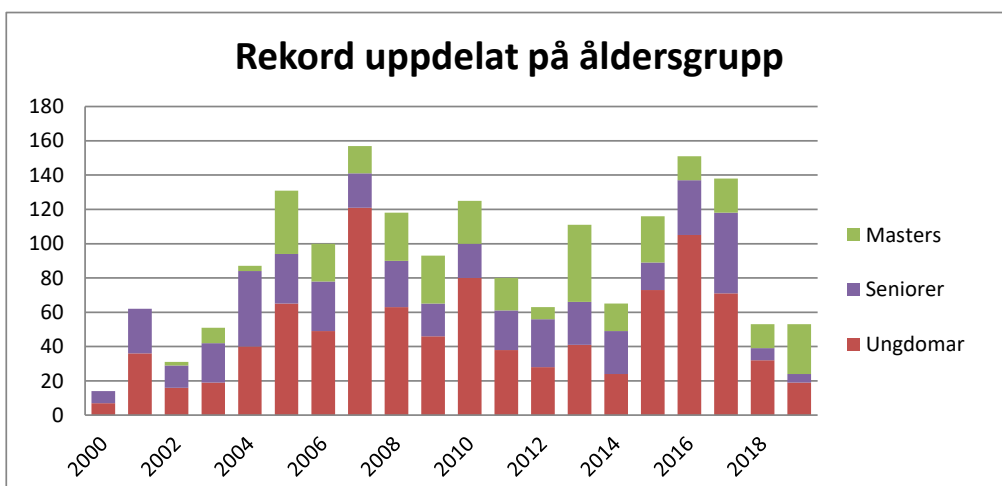
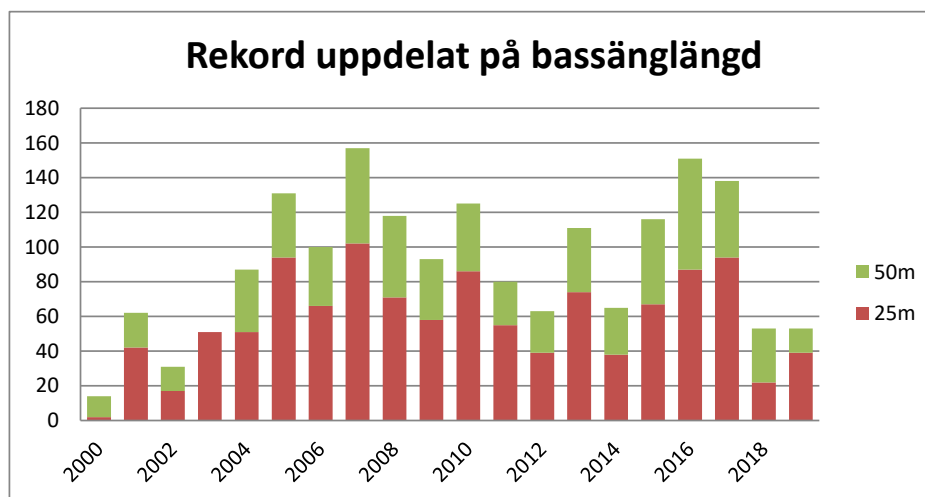
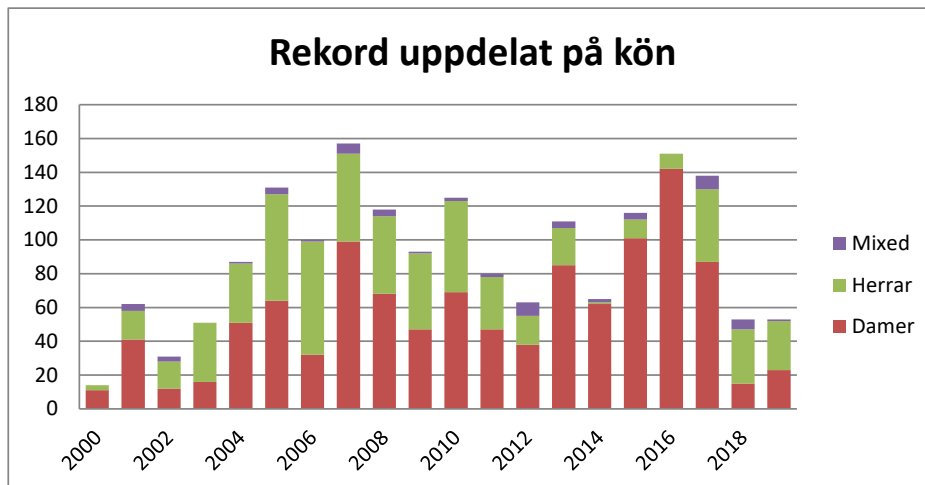


## Rekordsammanställning

2000- -2019

År	Damer	Herrar	Mixed	25m	50m	Ungdomar	Seniorer	Masters	Totalt
2000	11	3	0	2	12	7	7	0	14
2001	41	17	4	42	20	36	26	0	62
2002	12	16	3	17	14	16	13	2	31
2003	16	35	0	51	0	19	23	9	51
2004	51	35	1	51	36	40	44	3	87
2005	64	63	4	94	37	65	29	37	131
2006	32	67	1	66	34	49	29	22	100
2007	99	52	6	102	55	121	20	16	157
2008	68	46	4	71	47	63	27	28	118
2009	47	45	1	58	35	46	19	28	93
2010	69	54	2	86	39	80	20	25	125
2011	47	31	2	55	25	38	23	19	80
2012	38	17	8	39	24	28	28	7	63
2013	85	22	4	74	37	41	25	45	111
2014	62	1	2	38	27	24	25	16	65
2015	101	11	4	67	49	73	16	27	116
2016	142	9	0	87	64	105	32	14	151
2017	87	43	8	94	44	71	47	20	138
2018	15	32	6	22	31	32	7	14	53
2019	23	29	1	39	14	19	5	29	53
Medel	55,5	31,4	3,1	57,8	32,2	48,7	23,3	18,1	90,0

## Diagram



2019

	Damer 25m	Damer 50m	Herrar 25m	Herrar 50m	Mixed 25m	Mixed 50m	Summa
10 år o yngre	0	0	4	6	0	0	10
12 år o yngre	0	0	0	0	0	0	0
14 år o yngre	2	0	1	1	1	0	5
17 år o yngre	0	0	3	1	0	0	4
Seniorer	0	0	4	1	0	0	5
Masters 25-29	0	0	2	0	0	0	2
Masters 30-34	0	0	0	0	0	0	0
Masters 35-39	7	0	0	0	0	0	7
Masters 40-44	7	5	0	0	0	0	12
Masters 45-49	2	0	0	0	0	0	2
Masters 50-54	0	0	6	0	0	0	6
						<b>Totalt</b>	<b>53</b>

	2019	2018
Damer	23	15
Herrar	29	32
Mixed	1	6
25m	39	22
50m	14	31
Ungdomar	19	32
Seniorer	5	7
Masters	29	14
<b>Totalt</b>	<b>53</b>	<b>53</b>